
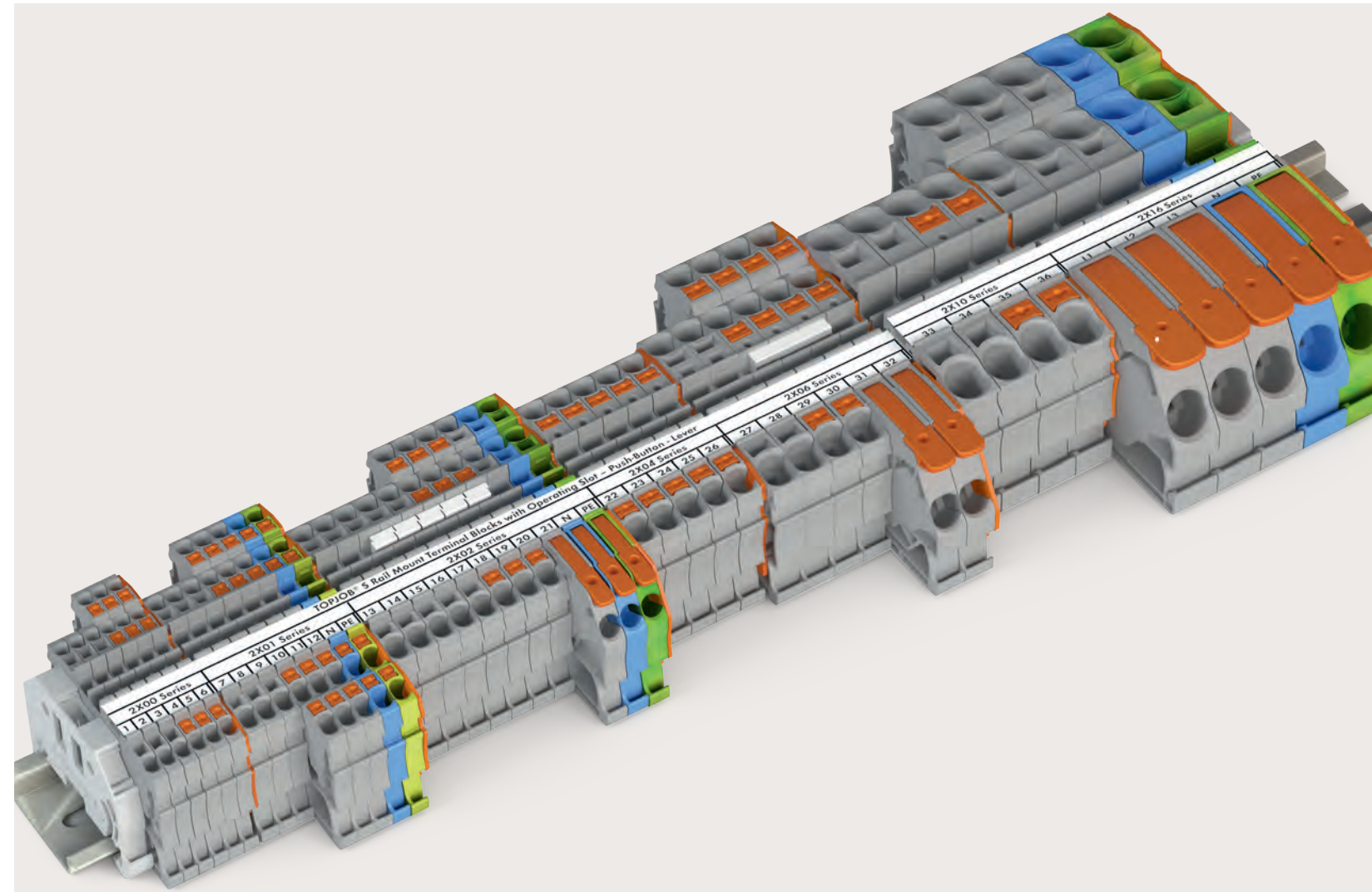




## TOPJOB®S Rail-Mount Terminal Blocks With Lever – Push-Button – Open Tool Slot





## CONTENTS

<b>3 Ways to Wire = 1 Family</b>	3 - 4
<b>TOPJOB®S Terminal Blocks with Push-in CAGE CLAMP® - Levers and Open Tool Slot or Push-Button</b>	5 - 6
<b>TOPJOB®S Terminal Blocks with Push-in CAGE CLAMP® - Push-Button</b>	7 - 8
<b>TOPJOB®S Terminal Blocks with Push-in CAGE CLAMP® - Open Tool Slot</b>	9 - 10
<b>Accessories</b>	11 - 12
<b>Clearly Mark Control Cabinets</b>	13
<b>Application Solutions</b>	14

# 3 WAYS TO WIRE = 1 FAMILY

## TOPJOB®S Terminal Blocks

The TOPJOB®S family, with Push-in CAGE CLAMP®, was the first to introduce push-in wiring for rail mount terminal blocks. Since its introduction, new features and benefits have been added every year. Taking yet another leap forward, the family now offers levers and push-buttons for convenient and intuitive wire termination while maintaining the vibration-proof, gas-tight, corrosion and thermal-cycling resistant connection the industry has come to expect from us.

**One Family**

All 3 operating versions share the same Push-in CAGE CLAMP® technology and profile, which allows accessories to be shared across the entire family.

**Same Jumper System**

No matter which version of wiring operation, they all share the industry's broadest jumper offering, as well as the TOPJOB®S exclusive jumper retention spring.

**Built-in Test Ports**

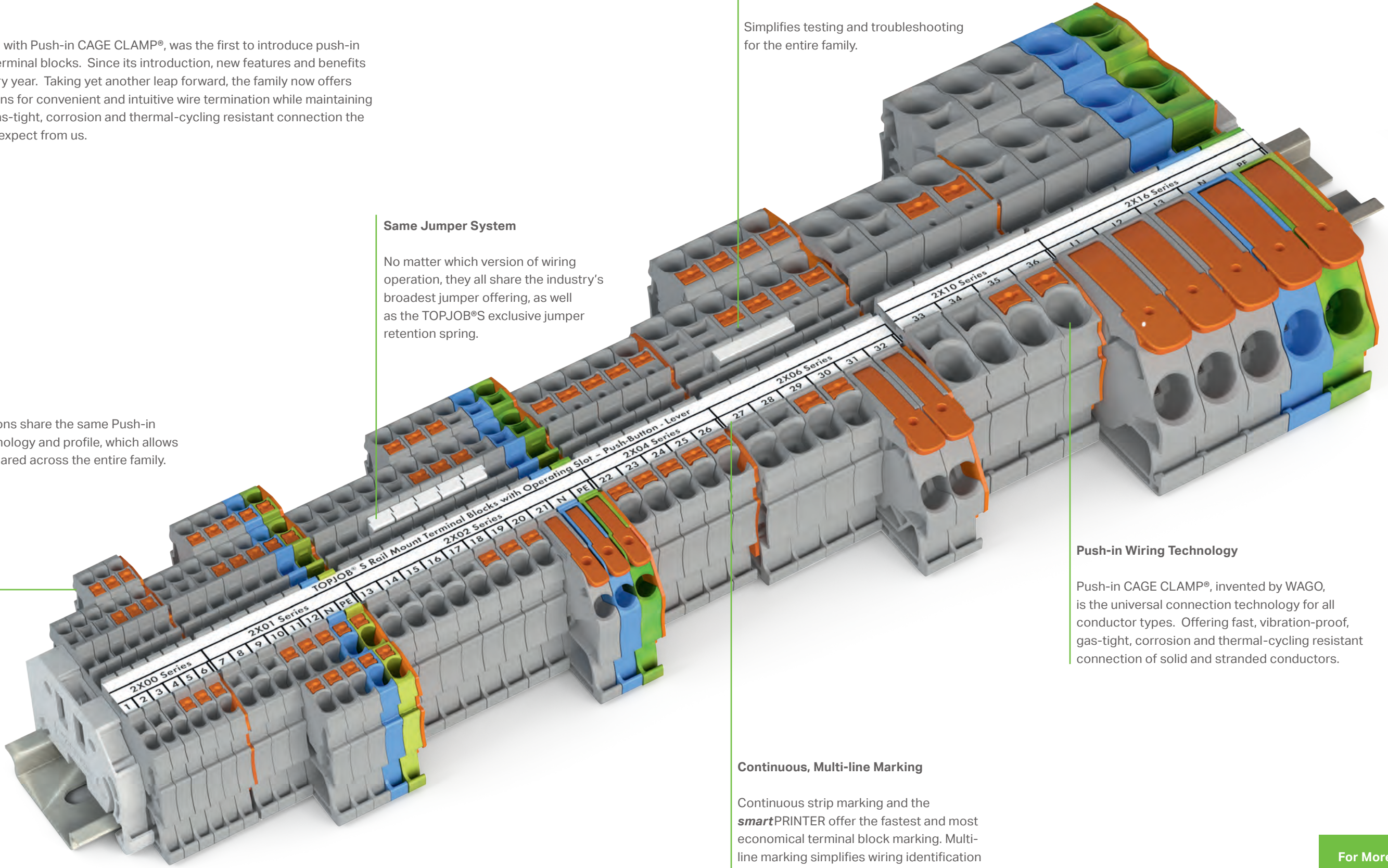
Simplifies testing and troubleshooting for the entire family.

**Push-in Wiring Technology**

Push-in CAGE CLAMP®, invented by WAGO, is the universal connection technology for all conductor types. Offering fast, vibration-proof, gas-tight, corrosion and thermal-cycling resistant connection of solid and stranded conductors.

**Continuous, Multi-line Marking**

Continuous strip marking and the **smart**PRINTER offer the fastest and most economical terminal block marking. Multi-line marking simplifies wiring identification and troubleshooting.



For More Information Visit:  
[www.wago.com/topjob-s/us](http://www.wago.com/topjob-s/us)

# TOPJOB®S TERMINAL BLOCKS


## With Push-in CAGE CLAMP® - Levers and Open Tool Slot or Push-Button

Levers have long been associated with simplifying an action and the TOPJOB®S terminal blocks with lever operation are no different. With a lever on one side and a open tool slot or push-button on the other, wiring tasks are not only easy but also intuitive.

Lever Advantages:

- Simple - lever up, insert conductor, lever down – done
- Intuitive - tool-free operation ideal for field wiring
- Secure – opened lever “clicks” securely into place for hands-free wiring
- Hands-free - means both hands are free to cut, strip and insert the conductor


All Conductor Types 22 - 4 AWG:



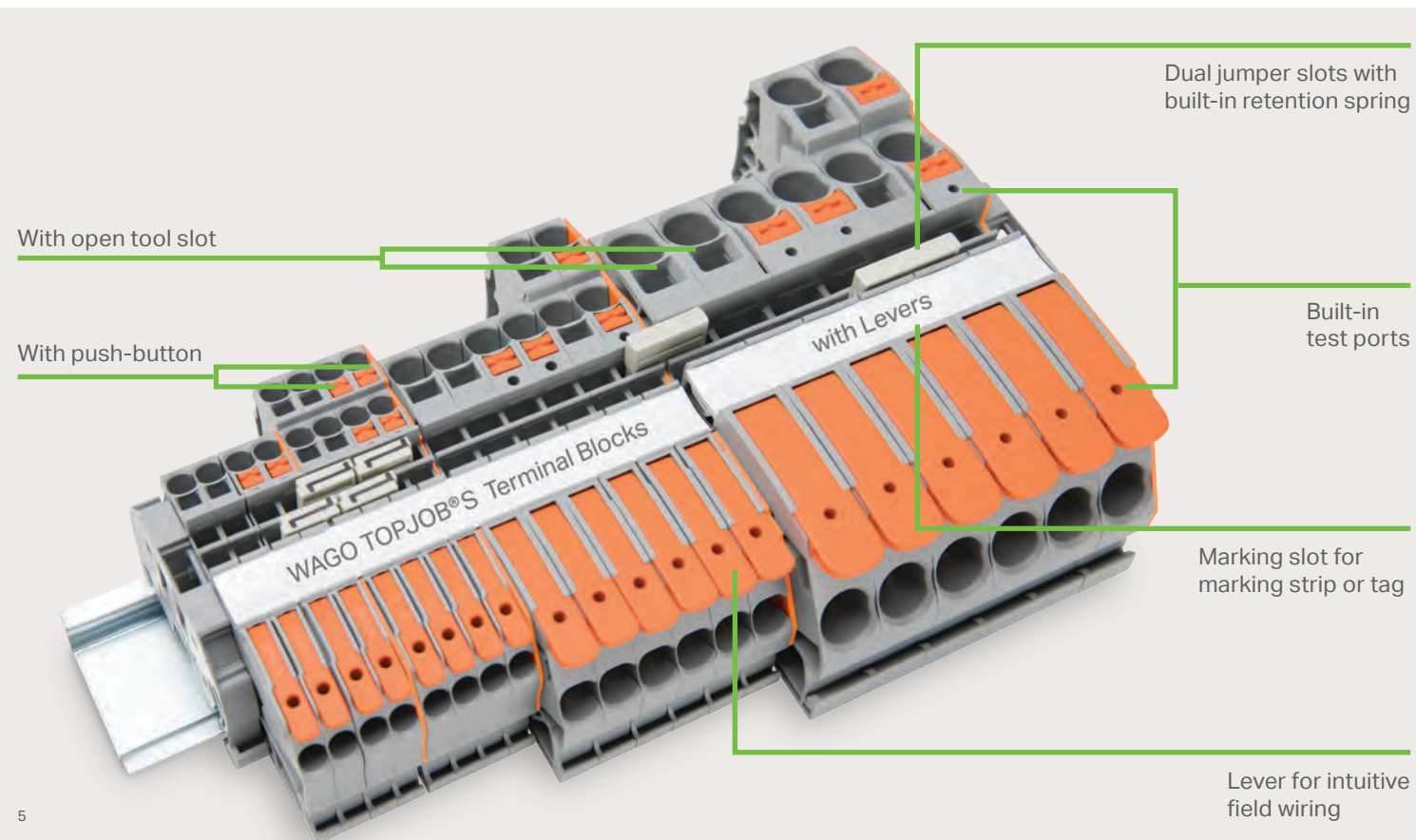
Push-in termination of solid conductors



Push-in termination of ferruled conductors



Lever up until it “clicks”, insert the conductor and lever down for all conductor types



# TOPJOB®S WITH LEVER

## Series 21XX

Series			2102		2106		2116
Conductor Range Electrical Specs Terminal Block Width			22 ... 12 AWG 600 V, 20 A <sup>(1)</sup> 5.2 mm		20 ... 8 AWG 600 V, 50 A <sup>(1)</sup> 7.5 mm		20 ... 4 AWG 600 V, 85 A <sup>(1)</sup> 12 mm
	Color		Item No.		Item No.		Item No.
<b>2-Conductor Through or Ground Terminal Block, with a Lever and Open Tool Slots</b>							
	○		2102-1201		2106-1201		2116-1201
	●		2102-1204		2106-1204		2116-1204
	◐		2102-1207		2106-1207		2116-1207
<b>End and Intermediate Plate</b>							
	●		2102-1292		2106-1292		2116-1292
	○		2102-1291		2106-1291		2116-1291
<b>3-Conductor Through or Ground Terminal Block, with a Lever and Open Tool Slots</b>							
	○		2102-1301		2106-1301		2116-1301
	●		2102-1304		2106-1304		2116-1304
	◐		2102-1307		2106-1307		2116-1307
<b>End and Intermediate Plate</b>							
	●		2102-1392		2106-1392		2116-1392
	○		2102-1391		2106-1391		2116-1391
<b>2-Conductor Through or Ground Terminal Block, with a Lever and Push-Button</b>							
	○		2102-5201		2106-5201		2116-5201
	●		2102-5204		2106-5204		2116-5204
	◐		2102-5207		2106-5207		2116-5207
<b>End and Intermediate Plate</b>							
	●		2102-1292		2106-1292		2116-1292
	○		2102-1291		2106-1291		2116-1291
<b>3-Conductor Through or Ground Terminal Block, with a Lever and Push-Buttons</b>							
	○		2102-5301		2106-5301		2116-5301
	●		2102-5304		2106-5304		2116-5304
	◐		2102-5307		2106-5307		2116-5307
<b>End and Intermediate Plate</b>							
	●		2102-1392		2106-1392		2116-1392
	○		2102-1391		2106-1391		2116-1391

1) VDE Approved

# TOPJOB®S TERMINAL BLOCKS

## With Push-in CAGE CLAMP® - Push-Button

Push-button operation has been part of the WAGO product offering since the founding of the company. Primarily used in PCB and chassis mount terminal blocks, it is now offered in our TOPJOB®S rail mount terminal block family.

### Push-button Advantages:

- Simple – press down orange push-button with tool, insert conductor, release – done
- Intuitive – orange push-button clearly distinguishes wire entry from tool entry
- Options – push-button for rail-mount, as well as PCB and chassis mount, terminal blocks
- Unique push-button design ensures operation integrity with positive feedback

All Conductor Types 24 - 4 AWG:



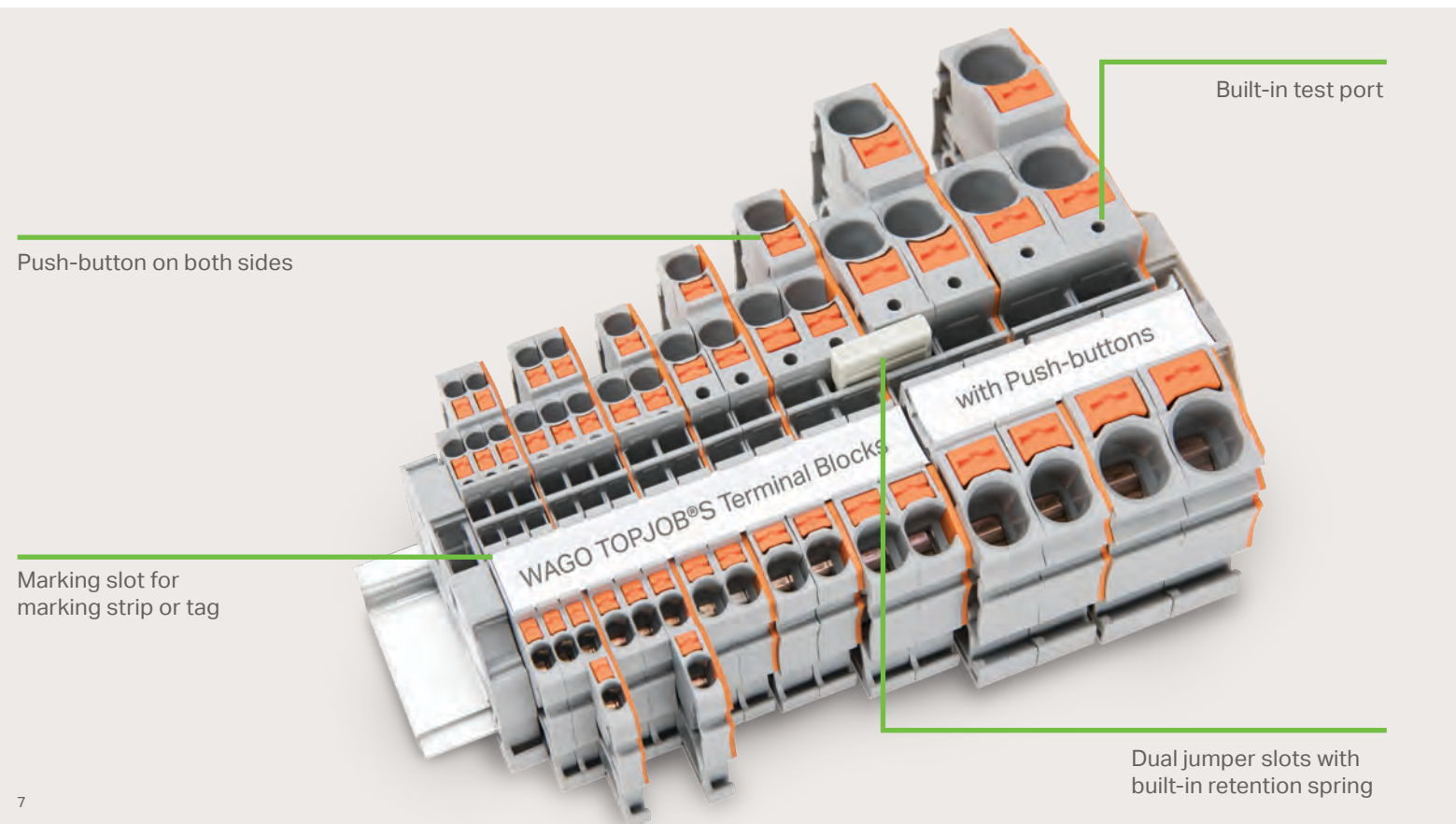
Push-in termination of solid and ferruled conductors



Terminate fine-stranded conductors via operating tool



Remove all conductors via operating tool



# TOPJOB®S WITH PUSH-BUTTON

## Series 22XX

Series		2200	2201	2202	2204	2206	2210	2216
Conductor Range Electrical Specs Terminal Block Width		24 ... 16 AWG 600 V, 10 A <sup>(1)</sup> 3.5 mm	22 ... 14 AWG 600 V, 15 A <sup>(1)</sup> 4.2 mm	22 ... 12 AWG 600 V, 20 A <sup>(1)</sup> 5.2 mm	20 ... 10 AWG 600 V, 30 A <sup>(1)</sup> 6.2 mm	20 ... 8 AWG 600 V, 50 A <sup>(1)</sup> 7.5 mm	20 ... 6 AWG 600 V, 65 A <sup>(1)</sup> 10 mm	20 ... 4 AWG 600 V, 85 A <sup>(1)</sup> 12 mm
	Color	Item No.	Item No.	Item No.	Item No.	Item No.	Item No.	Item No.
2-Conductor Through or Ground Terminal Block, with Push-Buttons								
	○	2200-1201	2201-1201	2202-1201	2204-1201	2206-1201	2210-1201	2216-1201
	●	2200-1204	2201-1204	2202-1204	2204-1204	2206-1204	2210-1204	2216-1204
	●	2200-1207	2201-1207	2202-1207	2204-1207	2206-1207	2210-1207	2216-1207
End and Intermediate Plate								
	●	2000-1292	2002-1291	2002-1292	2004-1292	2006-1292	2010-1292	2016-1292
	○	2000-1291	2002-1291	2002-1291	2004-1291	2006-1291	2010-1291	2016-1291
3-Conductor Through or Ground Terminal Block, with Push-Buttons								
	○	2200-1301	2201-1301	2202-1301	2204-1301	2206-1301	2210-1301	2216-1301
	●	2200-1304	2201-1304	2202-1304	2204-1304	2206-1304	2210-1304	2216-1304
	●	2200-1307	2201-1307	2202-1307	2204-1307	2206-1307	2210-1307	2216-1307
End and Intermediate Plate								
	●	2000-1392	2002-1392	2002-1392	2004-1392	2006-1392	2010-1392	2016-1392
	○	2000-1391	2002-1391	2002-1391	2004-1391	2006-1391	2010-1391	2016-1391
4-Conductor Through or Ground Terminal Block, with Push-Buttons								
	○	2200-1401	2201-1401	2202-1401	2204-1401			
	●	2200-1404	2201-1404	2202-1404	2204-1404			
	●	2200-1407	2201-1407	2202-1407	2204-1407			
End and Intermediate Plate								
	●	2000-1492	2002-1492	2002-1492	2004-1492			
	○	2000-1491	2002-1491	2002-1491	2004-1491			

1) UL Approved

# TOPJOB®S TERMINAL BLOCKS

## With Push-in CAGE CLAMP® - Open Tool Slot

The first member of the TOPJOB®S family and the one that started the "push-in" wiring revolution for rail mount terminal blocks. It introduced direct push-in of solid or ferruled conductors while also allowing traditional tool operation for all conductor types, just like the original CAGE CLAMP®.

### Open Tool Slot Advantages:

- Simple – insert tool, insert conductor, remove tool – done
- Innovative – industry's first push-in wiring rail mount terminal block
- Secure – inserted tool is locked into place for hands-free wiring
- Hands-free - means both hands are free to cut, strip and insert the conductor

All Conductor Types 24 - 4 AWG:




Push-in termination of solid and ferruled conductors



Terminate fine-stranded conductors via operating tool



Remove all conductors via operating tool



# TOPJOB®S WITH OPEN TOOL SLOT

## Series 20XX

Series		2000	2001	2002	2004	2006	2010	2016
Conductor Range Electrical Specs Terminal Block Width		24 ... 16 AWG 600 V, 10 A <sup>(1)</sup> 3.5 mm	22 ... 14 AWG 600 V, 15 A <sup>(1)</sup> 4.2 mm	22 ... 12 AWG 600 V, 20 A <sup>(1)</sup> 5.2 mm	20 ... 10 AWG 600 V, 30 A <sup>(1)</sup> 6.2 mm	20 ... 8 AWG 600 V, 50 A <sup>(1)</sup> 7.5 mm	20 ... 6 AWG 600 V, 65 A <sup>(1)</sup> 10 mm	20 ... 4 AWG 600 V, 85 A <sup>(1)</sup> 12 mm
	Color	Item No.	Item No.	Item No.	Item No.	Item No.	Item No.	Item No.
2-Conductor Through or Ground Terminal Block								
	○	2000-1201	2001-1201	2002-1201	2004-1201	2006-1201	2010-1201	2016-1201
	●	2000-1204	2001-1204	2002-1204	2004-1204	2006-1204	2010-1204	2016-1204
	●	2000-1207	2001-1207	2002-1207	2004-1207	2006-1207	2010-1207	2016-1207
End and Intermediate Plate								
	●	2000-1292	2002-1292	2002-1292	2004-1292	2006-1292	2010-1292	2016-1292
	○	2000-1291	2002-1291	2002-1291	2004-1291	2006-1291	2010-1291	2016-1291
3-Conductor Through or Ground Terminal Block								
	○	2000-1301	2001-1301	2002-1301	2004-1301	2006-1301	2010-1301	2016-1301
	●	2000-1304	2001-1304	2002-1304	2004-1304	2006-1304	2010-1304	2016-1304
	●	2000-1307	2001-1307	2002-1307	2004-1307	2006-1307	2010-1307	2016-1307
End and Intermediate Plate								
	●	2000-1392	2002-1392	2002-1392	2004-1392	2006-1392	2010-1392	2016-1392
	○	2000-1391	2002-1391	2002-1391	2004-1391	2006-1391	2010-1391	2016-1391
4-Conductor Through or Ground Terminal Block								
	○	2000-1401	2001-1401	2002-1401	2004-1401			
	●	2000-1404	2001-1404	2002-1404	2004-1404			
	●	2000-1407	2001-1407	2002-1407	2004-1407			
End and Intermediate Plate								
	●	2000-1492	2002-1492	2002-1492	2004-1492			
	○	2000-1491	2002-1491	2002-1491	2004-1491			

1) VDE Approved

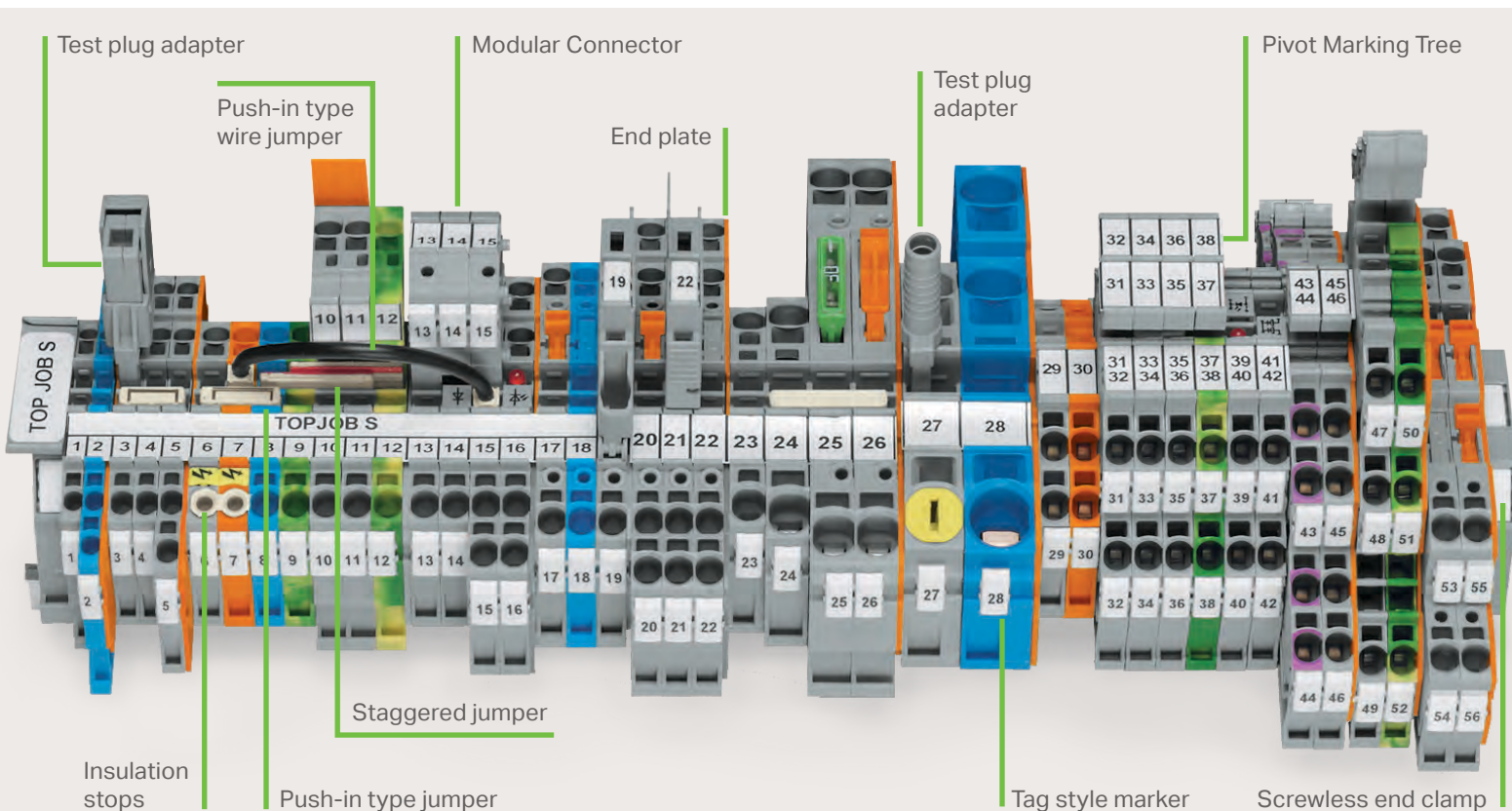
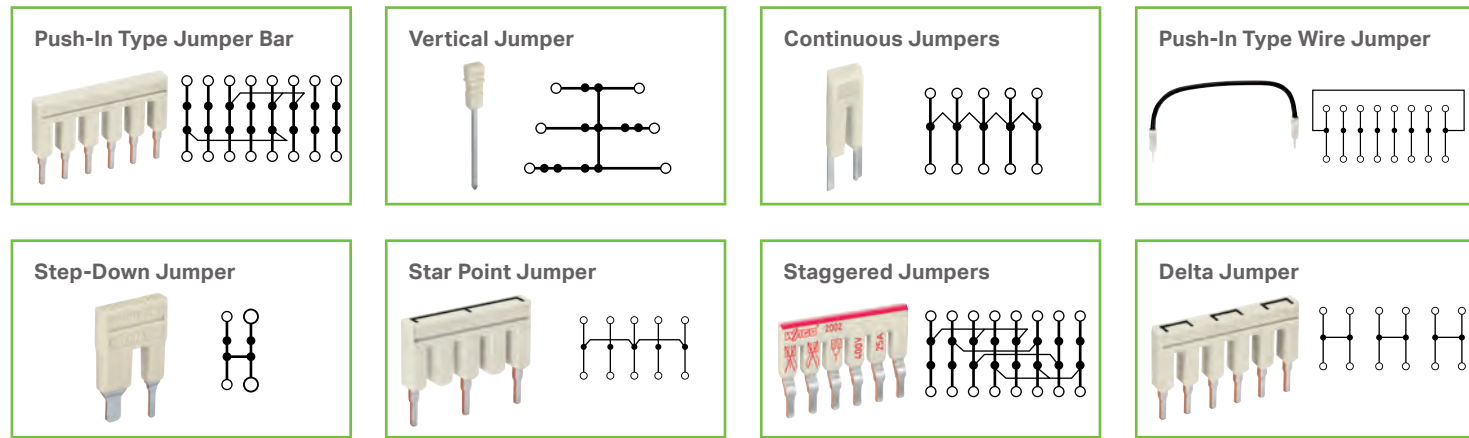
# TOPJOB®S TERMINAL BLOCKS

## Accessories

Having the right accessories available is an important consideration when selecting the right terminal block for your application. With the broadest range of accessories in the industry, the TOPJOB®S family of accessories not only increases safety and functionality, but they also reduce assembly time, troubleshooting and costs.

### Advantages:

- Exclusive jumper retention spring securely holds the jumpers in place
- Industry's most comprehensive jumper offering simplifies complex wiring tasks
- Multi-line, continuous strip marking is fast, economical and clearly identified
- One family — accessories fit all TOPJOB®S terminal blocks in the same series




# TOPJOB®S TERMINAL BLOCKS

## Accessories

Series	Description	2000 Item No.	2001 Item No.	2002 Item No.	2004 Item No.	2006 Item No.	2010 Item No.	2016 Item No.
Modular Connection for Jumper Contact Slot and Spacer Module, Snaps Together, Gray								
	<input type="radio"/> Modular Connection	2000-511	2001-511	2002-511	2004-511	2006-511	2010-511	2016-511
	<input type="radio"/> Spacer Module	2000-549	2001-549	2002-549	2004-549	2006-549	2010-549	2016-549
Push-in Type Jumper, Insulated, Light Gray								
	<input type="radio"/> 2-way	2000-402	2001-402	2002-402	2004-402	2006-402	2010-402	2016-402
	<input type="radio"/> 3-way	2000-402	2001-402	2002-402	2004-402	2006-402	2010-402	2016-402
	<input type="radio"/> 4-way	2000-404	2001-404	2002-404	2004-404	2006-404	2010-404	2016-404
	<input type="radio"/> 10-way	2000-410	2001-410	2002-410	2004-410			
Push-in Type Jumper, Insulated Light Gray								
	<input type="radio"/> 1 to 3	2000-433	2001-433	2002-433	2004-433	2006-433	2010-433	2016-433
	<input type="radio"/> 1 to 4	2000-434	2001-434	2002-434	2004-434	2006-434	2010-434	2016-434
	<input type="radio"/> 1 to 5	2000-435	2001-435	2002-435	2004-435	2006-435	2010-435	2016-435
	<input type="radio"/> 1 to 10	2000-440	2001-440	2002-440	2004-440	2006-440	2010-440	2016-440
Step-Down Jumper, Insulated, Light Gray								
	<input type="radio"/> Step-Down		2006-499	2006-499	2006-499	2006-499	2006-499	2016-499
Insulation Stop, 5 pcs/strip, Light Gray, Dark Gray								
	<input type="radio"/> Light Gray		2001-171	2002-171	2004-171			
	<input type="radio"/> Dark Gray			2002-172	2004-172			
<b>Accessories</b>								
Staggered Jumper, Insulated, Light Gray								
	<input type="radio"/> 2-way			2002-472				
	<input type="radio"/> 3-way			2002-473				
	<input type="radio"/> 4-way			2002-474				
	<input type="radio"/> 12-way			2002-482				
Customized Staggered Jumper, Insulated, Light Gray								
	<input type="radio"/> 1-3			2002-473/011-000				
	<input type="radio"/> 1-3-5			2002-475/011-000				
	<input type="radio"/> 1-3-5-7			2002-477/011-000				
	<input type="radio"/> 1-3-5-7-9			2002-479/011-000				
	<input type="radio"/> 1-3-5-7-9-11			2002-487/011-000				
Adjacent Jumper for Continuous Commoning, Insulated, Light Gray								
	<input type="radio"/> 2-way			2002-400				
	<input type="radio"/> 1 to 3			2002-423				
Push-In Type Wire Jumper, Insulated, Gray, Black								
	60 mm	2009-402	2009-402	2009-402				
	110 mm	2009-404	2009-404	2009-404				
	250 mm	2009-406	2009-406	2009-406				
<b>Test Plug Accessories</b>								
	Adapter			2009-174				
	Test Tap			2009-182				
<b>Screwless End Stops</b>								
	6 mm Wide			249-116				
	10 mm Wide			249-117				
<b>Steel DIN Rail</b>								
	Solid, 2 m			210-113				
	Slotted, 2 m			210-112				
	Slotted, Tube of 40			51266637				
	Slotted, Crate of 500			51266638				
<b>Wire Stripping Tools</b>								
	34 - 8 AWG			206-124				
	10 - 5 AWG			206-125				
<b>Operating Tools, with Partially Insulated Shaft</b>								
	2.5 x 0.4 mm			210-719				
	3.5 x 0.5 mm			210-720				
	5.5 x 0.8 mm			210-721				
	Set of All of Above			210-722				

Accessories fit all TOPJOB®S terminal blocks (open tool slot, lever or push-button) in the same series. For example, 2002 Series accessories fit 2002, 2102 and 2202 Series terminal blocks




# TOPJOB®S TERMINAL BLOCKS


## Application Solutions

For more information visit – [www.wago.com/topjob-s/us](http://www.wago.com/topjob-s/us)


MULTI-LEVEL




TEST AND DISCONNECT



FUSE AND COMPONENT PLUG



DIODE AND LED



# CREATE ASSEMBLIES AND CLEARLY MARK CONTROL CABINETS

### smartDESIGNER

**smartDESIGNER** offers free online configuration of all electrical interconnect and automation components in full 3D. Create and save custom assemblies with all accessories and marking, before exporting into all standard CAD formats.

[configurator.wago.com](http://configurator.wago.com)

### smartPRINTER


The **smartPRINTER** is the industry's most versatile yet economical printer. Mark not only terminal blocks, relays, power supplies, and PLC's, but also quickly switch out the roll of material and mark control cabinet type plates, push-buttons, wire markers, and more.

[www.smartprinter.us](http://www.smartprinter.us)




Watch us go from 0 to 100 in 10 seconds  
[www.wago.us/smartprinter0to100](http://www.wago.us/smartprinter0to100)

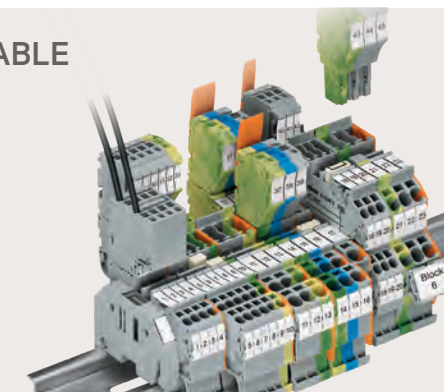
CURRENT TRANSFORMER DISCONNECT




SENSOR/ACTUATOR



X-COM S PLUGGABLE WIRING SYSTEM



HIGH CURRENT – 310 AMPS



	Description	Item No.		Description	Item No.
	WMB Inline Markers, On Reel, Plain, White			Thermal Transfer <i>smartPRINTER</i>	
	5 ... 5.2 mm	2009-115		330 dpi	258-5000
	4 ... 4.2 mm	2009-114		Print Width: 47 mm	
	3.5 mm	2009-113		Cutter	258-5030
	Marking Strip, On Reel, Plain, White			Thermal Transfer Ink Ribbon	258-5005
	11 mm wide	2009-110			





**LENEXA, KS**  
8004 Reeder St.  
Lenexa, KS 66214  
913.440.4477

**SPRINGFIELD, MO**  
4319 S. National Ave.  
Springfield, MO 65810  
417.724.2231

**ST. LOUIS, MO**  
2021 Congressional Dr.  
St. Louis, MO 63146  
314.731.4444

**BLOOMINGTON, IL**  
1701 E. Empire St.  
Bloomington, IL 61704  
217.615.4440

WAGO Corporation  
N120 W19129 Freistadt Road  
Germantown, Wisconsin 53022  
Telephone: 800 / DIN-Rail (346-7245)  
Fax: 262 / 255-3232  
info.us@wago.com  
www.wago.us

WAGO Canada Inc.  
4145 North Service Rd., Unit 224  
Burlington, ON  
L7L 6A3  
Telephone: 888 / WAGO 221 (924-6221)  
info.ca@wago.com  
www.wago.ca

WAGO SA DE CV  
Carretera estatal 431 Km. 2+200. Lote 99 6  
Parque Industrial Tecnológico Innovación Queretaro  
El Marques, Qro. 76246  
Lada sin Costo: 01 800 288 WAGO (288-9246)  
Telefono: 422 / 221-5946  
info.mx@wago.com  
www.wago.mx

WAGO is a registered trademark of WAGO Verwaltungsgesellschaft mbH.

"Copyright – WAGO Kontakttechnik GmbH & Co. KG – all rights reserved. The content and structure of the WAGO Websites, catalogs, videos, and other WAGO media are subject to copyright. The dissemination or changing of the content of these pages and videos is not permitted. Furthermore, the content may neither be copied nor made available to third parties for commercial purposes. Also subject to copyright are the images and videos that were made available to WAGO Kontakttechnik GmbH & Co. KG by third parties."